



# S2U IP66 SERIES

Variable Frequency Drive

 **Bonfiglioli**



# VARIABLE FREQUENCY DRIVE:

## THE IDEAL DRIVE FOR YOUR LEAN APPLICATION PROJECTS

---

Bonfiglioli S2U IP66 drives are designed to be fast to install.

Compact and cost effective, S2U IP66 is suitable for a wide range of machinery applications requiring extreme conditions such as dust, moisture and cleaning chemicals.

S2U IP66 range is made of 3 frame sizes and kW rating from 0.4 kW up to 18.5 kW.

The integrated Keypad makes setup and commission easier.

Thanks to its integrated PLC functions and Ladder language complying with standard IEC61131, S2U IP66 allows the machines to be customised.

Moreover, it can be easily integrated into any control architecture thanks to the built-in Modbus port and the wide range of standard communication configuration protocols available.

Easy Plug in of PC Vplus with S2U Manager is granted via the integrated RJ45 connector for high level commissioning.



# MECHATRONICS

## THE CHALLENGE TO BUILD YOUR SUCCESS

**Faster, better and cheaper - this is the new challenge for machine designers!**

Increasing demands regarding the productivity of complex system machines, and thus more flexible machines which run at highest efficiency levels, now require new intelligent technical solutions that enhance future growth.

Bonfiglioli has implemented a detailed strategy to precisely achieve this objective!

Mechatronic Drives & Solutions division is born with the mission to improve profitability by acting as a reliable partner and a provider of energy-efficient solutions over the total lifecycle in the field of industrial automation.



SYSTEM  
INTEGRATION



EXPERTISE



ENERGY  
SAVING

## TYPE OF APPLICATIONS

- High environment immunity
- High braking ability without braking resistor
- High torque at low speed
- Heat sink designed for dusty environment



PACKAGING  
INDUSTRY



FANS, PUMPS  
AND MIXERS



TEXTILE  
MACHINES



MATERIALS  
HANDLING



WOOD  
PROCESSING



FOOD,  
BEVERAGE &  
TOBACCO

# DESIGNATION

## S2U IP66 series

### Basic variants

S2U	400	T	-	21	F
-----	-----	---	---	----	---

					Noise filter F Built-in (blank) None
				Power 03 0.4 kW 07 0.75 kW 11 1.5 kW 13 2.2 kW 18 3.7 kW 19 5.5 kW 21 7.5 kW 23 11 kW 25 15 kW 27 18.5 kW	
		Phase number S Single phase T Three phase			
	Supply 230 200-240 V 400 380-480 V				
Series S2U inverter S2U					



# FEATURES

- Sensorless Vector and V/f control
- Motor Auto-tuning function
- Integrated braking transistor for all series
- RTU Modbus RS485 interface through RJ45
- 150% starting torque at 1 Hz
- Carrier frequency: 1~16 kHz
- Firemode
- Accel.and Decel. Control: 4 S curve setting
- 16 preset speeds
- Buil-in PID controller
- Pulse train frequency reference
- Emergency stop function built-in complying with global standard
- Internal PLC functions with Ladder language
- 32 bit CPU
- Integrated EMC filter
- Torque compensation
- Slip compensation

## FEATURES



	Features	Benefits
<b>Performance</b>	32 bit Processor with advanced IGBT power switching frequency.	Advanced and accurate sensorless vector control providing high starting torque at low speed.
<b>Intelligence</b>	Built-in PLC functions and PID controller.	Provide accurate control and regulation for frequency, Pressure, Air volume in applications such as HVAC without PLC Programing.
<b>Robustness</b>	IP66 degree protection version rating up to 18.5 kW	Suitable for harsh environment protecting machine from high Pressure water jets from any direction.
<b>Reliability</b>	Built-in EMC filter in compliance with IEC/EN61800-3	Lower electromagnetic interference allowing a safe machine environment.

# GENERAL TECHNICAL DATA

## 200 V Class: Single phase

Model: S2U230S-□□ F IP66	03	07	11	13
Suitable motor capacity [kW]	0.4	0.75	1.5	2.2
Rated output current [A]	3.1	4.5	7.5	10.5
Rated capacity [KVA]	1.2	1.7	2.90	4.00
Input voltage range [V]	Single Phase: 200~240 V, 50/60 Hz			
Allowable voltage fluctuation	+10%-15%			
Output voltage range [V]	Three phase: 0~240 V			
Input current [A]*	8.5	12	16	23.9
Inverter net weight [kg]	1.65	1.65	2.5	2.5
Allowable momentary power loss time [s]	2.0	2.0	2.0	2.0
Enclosure	IP20/NEMA1&IP66/NEMA4X			

\* The input current is calculated value at full rated output current.

## 400 V Class: Three phase

Model: S2U400T-□□ F IP66	07	11	13	18
Suitable motor capacity [kW]	0.75	1.5	2.2	3.7
Rated output current [A]	2.3	3.8	5.2	8.8
Rated capacity [KVA]	1.7	2.9	4.0	6.7
Input voltage range [V]	Three phase: 380~480 V, 50/60 Hz			
Allowable voltage fluctuation	+10%-15%			
Output voltage range [V]	Three phase: 0~480 V			
Input current [A]*	4.2	5.6	7.3	11.6
Inverter net weight [kg]	1.7	1.7	2.5	2.5
Allowable momentary power loss time [s]	2.0	2.0	2.0	2.0
Enclosure	IP20/NEMA1&IP66/NEMA4X			

\* The input current is calculated value at full rated output current.

## 400 V Class: Three phase

Model: S2U400T-□□ (F) IP66	19	21	23	25	27
Suitable motor capacity [kW]	5.5	7.5	11	15	18.5
Rated output current [A]	13.0	17.5	24	32	40
Rated capacity [KVA]	9.9	13.3	19.1	24	30.5
Input voltage range [V]	Three phase: 380~480 V, 50/60 Hz				
Allowable voltage fluctuation	+10%-15%				
Output voltage range [V]	Three phase: 0~480 V				
Input current [A]*	17	23	31	38	48
Inverter net weight [kg]	6.7	6.7	6.7	13.7	13.7
Allowable momentary power loss time [s]	2.0	2.0	2.0	2.0	2.0
Enclosure	IP20/NEMA1&IP66/NEMA4X				

\* The input current is calculated value at full rated output current.



# GENERAL TECHNICAL DATA

## IP66 / NEMA 4X Type

Model	Supply voltage (Vac)	(kW)	Filter	Switch	Frame Size
S2U230S-03 F IP66	1 ph 200~240 V +10%-15% 50/60 Hz	0.4	V	V	1
S2U230S-07 F IP66		0.75	V	V	1
S2U230S-11 F IP66		1.5	V	V	2
S2U230S-13 F IP66		2.2	V	V	2
S2U400T-07 F IP66	3 ph 380~480 V +10%-15% 50/60 Hz	0.75	V	V	1
S2U400T-11 F IP66		1.5	V	V	1
S2U400T-13 F IP66		2.2	V	V	2
S2U400T-18 F IP66		3.7	V	V	2
S2U400T-19 F IP66		5.5	V	V	3
S2U400T-21 F IP66		7.5	V	V	3
S2U400T-23 F IP66		11	V	V	3
S2U400T-25 IP66		15	-	-	3
S2U400T-27 IP66		18.5	-	-	3

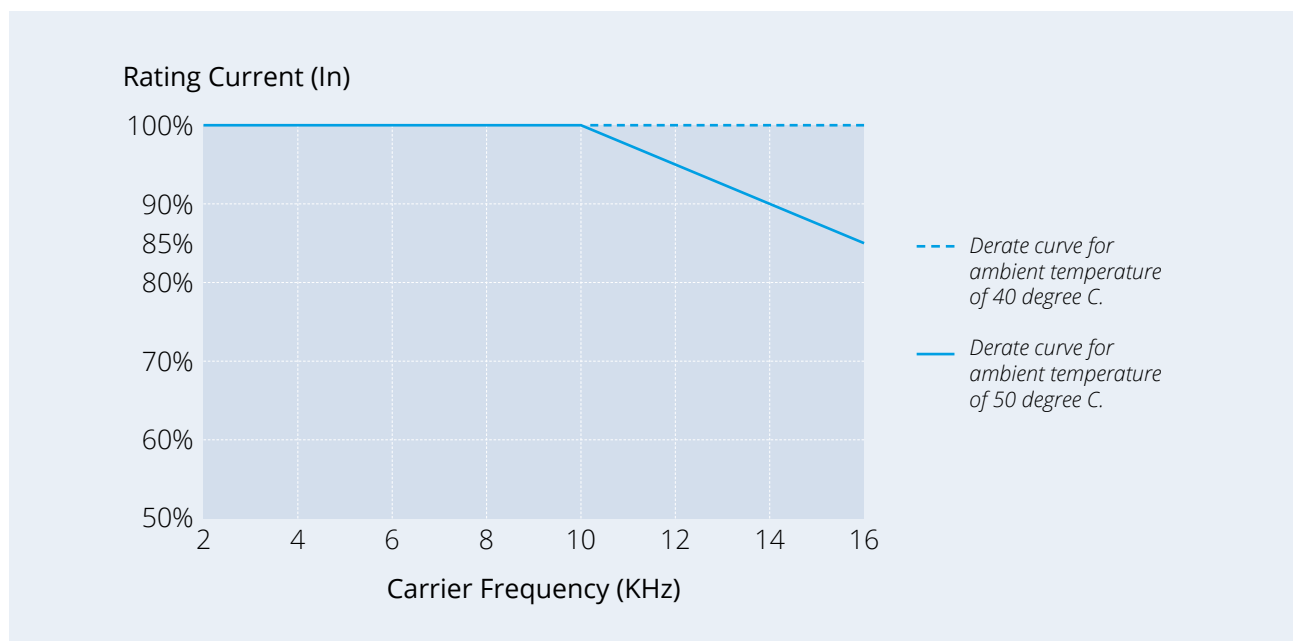
V: Built-in / - : None

## De-rating curves

Curves below show the applicable output current de-rate due to setting of carrier frequency and the ambient operating temperatures of 40 and 50 degrees C.

### Frame 1/2/3/4

(Single phase: 200 V: 0.4 ... 2.2 kW; Three phase: 400 V: 0.75 ... 18.5 kW)



## GENERAL TECHNICAL DATA

<b>CE conformity</b>	The S2U frequency inverters meet the requirements of the low voltage directive 2006/95/EEC and DIN EN 61800-5-1.
<b>EMC directive</b>	For proper installation of the frequency inverter in order to meet the requirements of EN 61800-3, please comply with the installation instructions in these operating instructions.
<b>Interference immunity</b>	The S2U frequency inverters meet the requirements of EN 61800-3 for use in industrial environments.
<b>UL Approval</b>	The frequency inverters are also marked with the UL label according to UL508c, which proves that they also meet the requirements of the CSA Standard C22.2-No. 14.
<b>Ambient temperature</b>	Storage: -20 ... 60 °C (-4 ... 140 °F) Operation: -10 ... 50 °C (14 ... 122 °F) If several inverters are installed in the same Operator panel, ensure adequate spacing and provide the necessary cooling and ventilation for successful operation.
<b>Environmental conditions</b>	Operation: 3K3 (EN60721-3-3) Relative humidity: max 95%, no water condensation Notice prevention of inverter freezing up. (Compliance with IEC 60068-2-78).
<b>Ingress protection rating</b>	IP66
<b>Shock resistance</b>	1 G. (9.8 m/s <sup>2</sup> ) for 20 Hz and below 0.6 G (5.88 m/s <sup>2</sup> ) from 20 to 50 Hz (Compliance with IEC 60068-2-6)
<b>Storage</b>	Storage according to EN 50178 After one year of storage, connect the device to mains voltage for 60 minutes.

## GENERAL TECHNICAL DATA

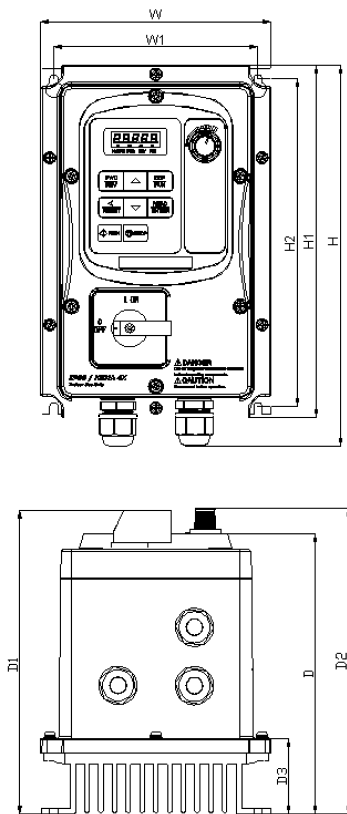
<b>Control Mode</b>		V/F Control, Vector Control
<b>Frequency</b>	<b>Output Frequency</b>	0.01~599.00 Hz
	<b>Starting Torque</b>	150% / 1 Hz (Vector)
	<b>Speed Control Range</b>	1:50
	<b>Setting resolution</b>	Digital input: 0.01 Hz Analog input: 0.06 Hz / 60 Hz
	<b>Setting</b>	Keypad: Set directly with ▲▼ keys or the VR on the keypad
		External Input Terminlas: AI1 (0/2~10 V), AI2 (0/4~20 mA) input Multifunction input up/down function(Group3)
		Setting frequency by communication method.
	<b>Frequency limit</b>	Lower and upper frequency limits 3 skip frequency settings.
<b>Run</b>	<b>Operation set</b>	Keypad run, stop button
		External terminals: Multi- operation-mode 2 / 3 wire selection Jog operation
		Run signal by communication method.
<b>Main Control Features</b>	<b>V / F curve setting</b>	18 fixed curves and one customized curve
	<b>Carrier frequency</b>	1~16 kHz
	<b>Acceleration and deceleration control</b>	2 off Acc / Dec time parameters. 4 off S curve parameters.
	<b>Multifunction input</b>	29 functions (refer to description on group 3)
	<b>Multifunction output</b>	21 functions (refer to description on group 3)
	<b>Multifunction analog output</b>	5 functions (refer to description on group 4)
	<b>Main features</b>	Overload Detection,16 preset speeds, Auto-run, Acc/Dec Switch (2 Stages), Main/Alt run Command select, Main/Alt Frequency Command select, PID control, torque boost, V/F start Frequency, Fault reset, Firemode.

## GENERAL TECHNICAL DATA

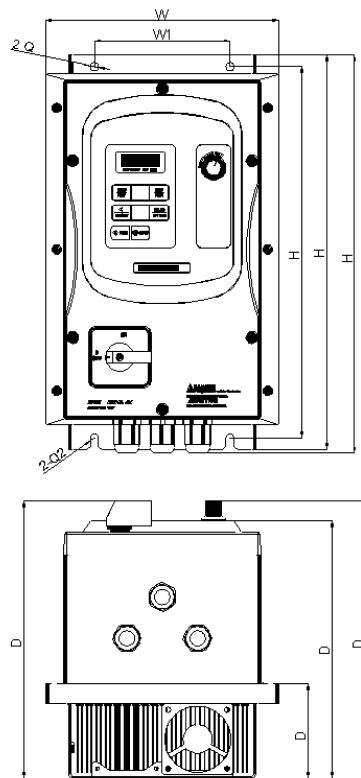
Display	LED	Display: parameter / parameter value / frequency / line speed / DC voltage / output voltage / output current / PID feedback / input and output terminal status / Heat sink temperature / Program Version / Fault Log.
	LED Status Indicator	Run / Stop / Forward / Reverse ,and etc.
Protective Functions	Overload Protection	The relays to protect the motor and the inverter. (150%/1min)
	Over voltage	220 V: >410 V, 380 V: >820 V
	Under Voltage	220 V: <190 V, 380 V: <380 V
	Momentary Power Loss Restart	Inverter auto-restart after a momentary power loss.
	Stall Prevention	Stall prevention for Acceleration/ Deceleration/ Operation.
	Short-circuit output terminal	Electronic Circuit Protection
	Grounding Fault	Electronic Circuit Protection
	Other protection features	Protection for overheating of heat sink. The carrier frequency decreasing with the temperature function, fault output, reverse prohibit, prohibit for direct start after power up and error recovery, parameter lock up
	All frames include brake transistor	
Communication control		Standard built-in RS485 communication (Modbus), One to one or One to many control.

# DIMENSIONS

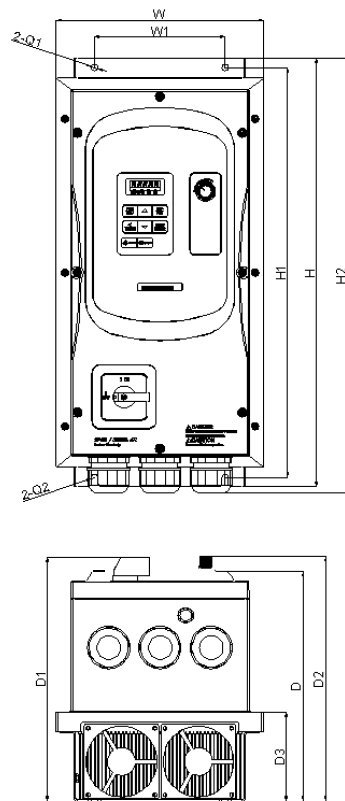
Frame 1  
(Weight: 2.9 kg)



Frame 2  
(Weight: 5.98 kg)



Frame 3  
(Weight: 12.68 kg)



Frame	W	W1	H	H1	H2	D	D1	D2	D3	Q1	Q2	Q3
[mm]												
1	150.8	133.3	248.7	230.2	214.2	183	200	200	49.5	5.4	5.4	10.6
2	198	115	337.9	335	315	218.4	235.2	235.2	79.8	7	7	5.98
3	222.8	140	466.3	460	440	246.6	266.5	263.5	96	7	7	12.68

# OUR GLOBAL PRESENCE

---

Thanks to an international network of closely interconnected commercial and production sites, we can guarantee the same high standards of Bonfiglioli quality anywhere at any given time. We know that our direct presence in local markets is the key to long-lasting success, so our family includes 20 production sites, 26 commercial sites and more than 550 distributors around the world.

Our organization is always close by, offering complete and efficient solutions and supporting our customers with dedicated services, co-engineering and after-sales assistance.



**20**  
PRODUCTION SITES



**26**  
COMMERCIAL SITES



**80**  
COUNTRIES



**550**  
DISTRIBUTORS



**~4,800**  
PEOPLE

## AUSTRALIA

**Bonfiglioli Transmission (Aust.) Pty Ltd**  
2, Cox Place Glendenning NSW 2761  
Locked Bag 1000 Plumpton NSW 2761  
Tel. +61 2 8811 8000



## BRAZIL

**Bonfiglioli Redutores do Brasil Ltda**  
Av. Osvaldo Fregonezi, 171, cjs 31 e 44  
CEP 09851-015 - São Bernardo do Campo  
São Paulo  
Tel. +55 11 4344 2322



## CHINA

**Bonfiglioli Drives (Shanghai) Co. Ltd.**  
#68, Hui-Lian Road, QingPu District,  
201707 Shanghai  
Tel. +86 21 6700 2000



### Motion & Robotics

#568, Longpan Road, Jiading District,  
201707 Shanghai



**Bonfiglioli Trading (Shanghai) Co. Ltd.**  
Room 423, 4<sup>th</sup> Floor, #38, Yinglun Road,  
China (Shanghai) Pilot Free Trade Zone,  
Shanghai



**Selcom Electronics (Shanghai) Co., Ltd**  
A7, No.5399, Waiqingsong Road, QingPu  
District,  
201707 Shanghai  
Tel. +86 21 6010 8100



A24, No.5399, Waiqingsong Road, QingPu  
District,  
201707 Shanghai  
Tel. +86 21 6010 8100



## FRANCE

**Bonfiglioli Transmission S.A.S.**  
14 Rue Eugène Pottier  
Zone Industrielle de Moimont II  
95670 Marly la Ville  
Tel. +33 1 34474510



## GERMANY

**Bonfiglioli Deutschland GmbH**  
Sperberweg 12 - 41468 Neuss  
Tel. +49 0 2131 2988 0



### Bonfiglioli Vectron GmbH

Europark Fichtenhain B6 - 47807 Krefeld  
Tel. +49 0 2151 8396 0



**O&K Antriebstechnik GmbH**  
Ruhrallee 8-12 - 45525 Hattingen  
Tel. +49 0 2324 2050 1



## INDIA

**Bonfiglioli Transmission Pvt. Ltd.**  
**Mobility & Wind Industries**  
AC 7 - AC 11 Sidco Industrial Estate  
Thirumudivakkam Chennai - 600 044  
Tel. +91 844 844 8649



**Discrete Manufacturing &  
Process Industries - Motion & Robotics**  
Survey No. 528/1,  
Perambakkam High Road Mannur Village,  
Sriperumbudur Taluk Chennai - 602 105  
Tel. +91 844 844 8649



**Discrete Manufacturing &  
Process Industries**  
Plot No.A-9/5, Phase IV MIDC Chakan,  
Village Nighoje Pune - 410 501  
Tel. +91 844 844 8649



## ITALY

**Bonfiglioli Riduttori S.p.A.**  
**Discrete Manufacturing &  
Process Industries**  
Via Cav. Clementino Bonfiglioli, 1  
40012 Calderara di Reno  
Tel. +39 051 6473111



**Discrete Manufacturing &  
Process Industries**  
Via Sandro Pertini, lotto 7b  
20080 Carpiano  
Tel. +39 02985081



**Discrete Manufacturing &  
Process Industries**  
Via Saliceto, 15 - 40010 Bentivoglio



**Mobility & Wind Industries**  
Via Enrico Mattei, 12 Z.I. Villa Selva  
47122 Forlì  
Tel. +39 0543 789111



**Motion & Robotics**  
Via Unione, 49 - 38068 Rovereto  
Tel. +39 0464 443435/36



**Selcom Group S.p.A.**  
Via Achille Grandi, 5  
40013 Castel Maggiore (BO)  
Tel. +39 051 6387111



Via Marino Serenari, 18  
40013 Castel Maggiore (BO)  
Tel. +39 051 6387111



Via Cadriano, 19  
40057 Cadriano (BO)  
Tel. +39 051 6387111



## NEW ZEALAND

**Bonfiglioli Transmission (Aust.) Pty Ltd**  
88 Hastie Avenue, Mangere Bridge,  
2022 Auckland  
PO Box 11795, Ellerslie  
Tel. +64 09 634 6441



## SINGAPORE

**Bonfiglioli South East Asia Pte Ltd**  
8 Boon Lay Way, #04-09,  
8@ Tadehub 21, Singapore 609964  
Tel. +65 6268 9869



## SLOVAKIA

**Bonfiglioli Slovakia s.r.o.**  
Robotnícka 2129  
Považská Bystrica, 01701 Slovakia  
Tel. +421 42 430 75 64



## SOUTH AFRICA

**Bonfiglioli South Africa Pty Ltd.**  
55 Galaxy Avenue, Linbro Business Park,  
Sandton, Johannesburg  
2090 South Africa  
Tel. +27 11 608 2030



## SPAIN

**Tecnotrans Bonfiglioli S.A**  
Avinguda del Ferrocarril, n° 14,  
Polígono Industrial Can Estapé  
08755 Castellbisbal - Barcelona  
Tel. +34 93 447 84 00



## TURKEY

**Bonfiglioli Turkey Jsc**  
Atatürk Organize Sanayi Bölgesi,  
10007 Sk. No. 30  
Atatürk Organize Sanayi Bölgesi,  
35620 Çiğli - İzmir  
Tel. +90 0 232 328 22 77



## UNITED KINGDOM

**Bonfiglioli UK Ltd.**  
Unit 1 Calver Quay, Calver Road, Winwick  
Warrington, Cheshire - WA2 8UD  
Tel. +44 1925 852667



## USA

**Bonfiglioli USA Inc.**  
3541 Hargrave Drive  
Hebron, Kentucky 41048  
Tel. +1 859 334 3333



## VIETNAM

**Bonfiglioli Vietnam Ltd.**  
Lot C-9D-CN My Phuoc Industrial Park 3  
Ben Cat - Binh Duong Province  
Tel. +84 650 3577411





We have a relentless commitment to excellence, innovation & sustainability. Our team creates, distributes and services world-class power transmission & drive solutions to keep the world in motion.

#### HEADQUARTERS

##### **Bonfiglioli S.p.A**

Via Cav. Clementino Bonfiglioli, 1  
40012 Calderara di Reno - Bologna (Italy)  
Tel. +39 051 6473111

